Multiple District 3231

As of October 2026 Cumulative

Year	New Clubs	Dropped Clubs	Gain/ Loss Clubs	New Members	Charter Members	Reinstate Members	Transfer Members	Total Member Added	Total Members Dropped	Gain/ Loss Members
2022-2023	10	43	-33	942	379	168	57	1,546	2,115	-569
2023-2024	19	20	-1	1,087	414	168	67	1,736	1,983	-247
2024-2025	15	21	-6	1,308	390	250	113	2,061	1,972	89
2025-2026	33	19	14	1,593	742	352	92	2,779	2,281	498
2026-2027	1	2	-1	981	33	49	30	1,093	207	886
Average	**16**	**21**	**-5**	**1,182**	**392**	**197**	**72**	**1,843**	**1,712**	**131**

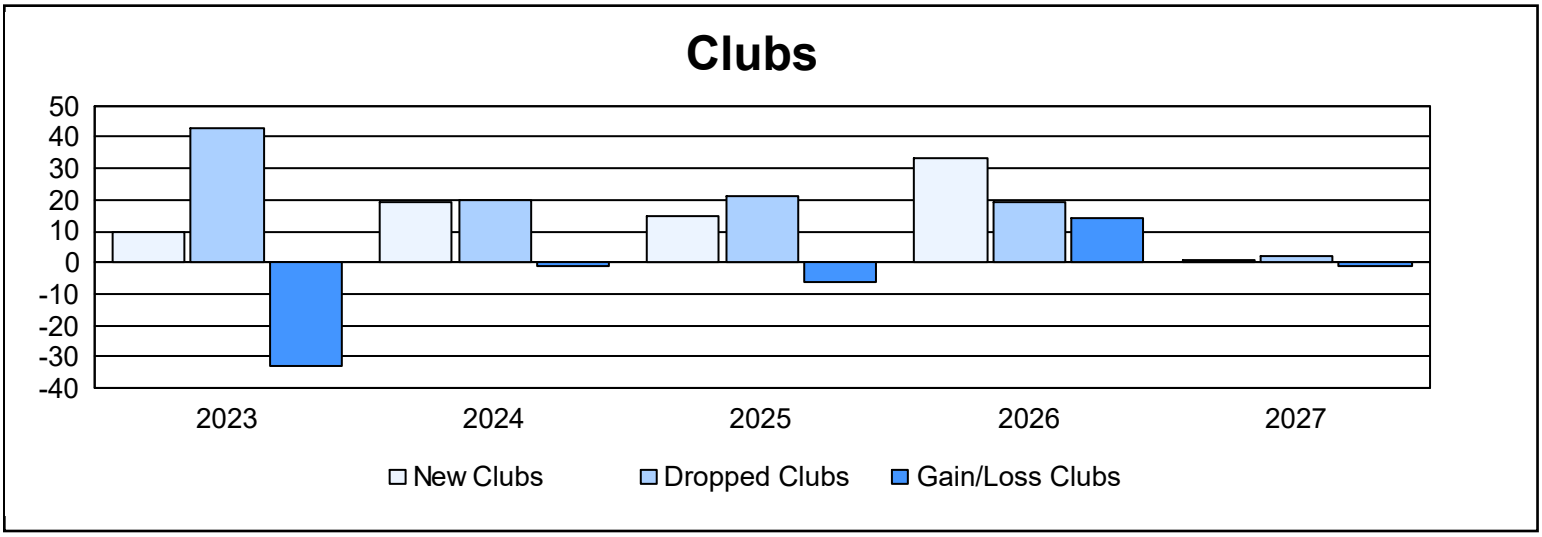

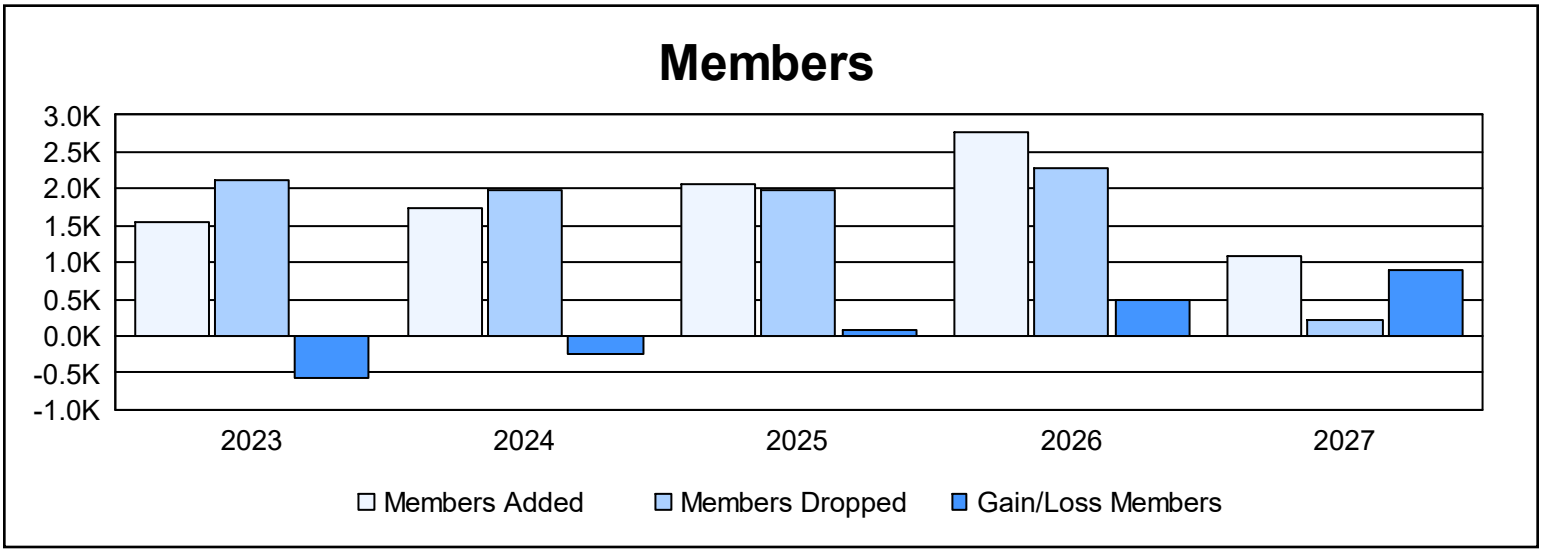

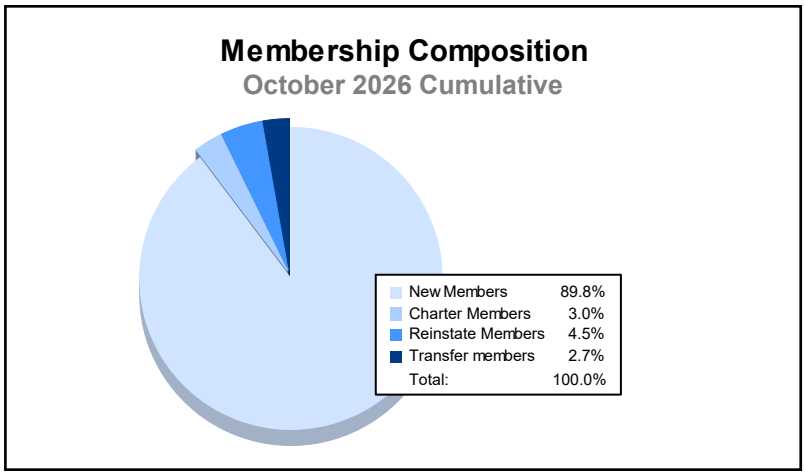
Membership Composition
October 2026 Cumulative
New Members 89.8%
Charter Members 3.0%
Reinstate Members 4.5%
Transfer members 2.7%
Total: 100.0%

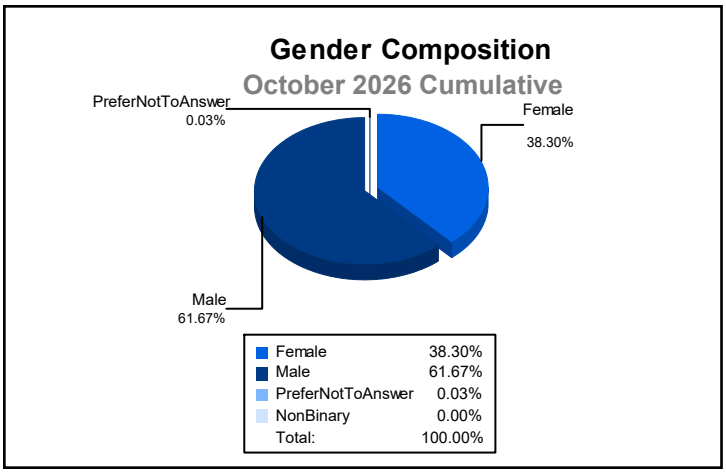
Gender Composition
October 2026 Cumulative
PreferNotToAnswer
0.03%
Female
38.30%
Male
61.67%
Female 38.30%
Male 61.67%
PreferNotToAnswer 0.03%
NonBinary 0.00%
Total: 100.00%